




GUN METAL BULLETS

## GMB Case Roller L

User manual v1.2



## Table of Contents

Safety instructions.....	3
Set-up .....	4
1. Shipping contents.....	4
2. Case feeder drop tube mount adjustment.....	5
3. Case feeder drop tube installation.....	6
4. Increasing the case insert slide travel .....	7
5. Caliber conversion .....	9
6. Transport screw replacement .....	12
Operating instructions.....	13
Maintenance .....	15
GMB Case Roller L limited warranty.....	15

## Safety instructions

1. GMBR sp. z o.o. shall not be liable for any damages, losses, costs or expenses, direct, indirect or incidental, consequential or special, arising out of, or related to the use of or the inability to use the product described herein. Read this manual before using this product. Failure to follow the instructions and safety precautions in this manual can result in serious injury or death.
2. GMBR sp. z o.o. cannot guarantee the complete safety of the user of the GMB Case Roller L. To minimize the user's risk, use common sense when using the machine and follow these basic safety rules at a minimum.
3. If you are interrupted in any manner, stop the machine.
4. Do not remove any safety device(s) from the machine or modify it in any way.
5. Keep your hands and clothing clear of the moving parts of the machine while it is in operation.
6. The machine gets very hot while switched on so be advised not to touch it.
7. If you are unsure about the safe operation of the machine, seek guidance from a qualified professional or the manufacturer.
8. If the machine is damaged or malfunctioning in any way, do not use it and have it repaired by a qualified professional.

## Set-up

### 1. Shipping contents

GMB Case Roller L




Two M8 bolts



Conversion kit which contains the rolling disc and case feeder drop tube assembly sold separately.


## 2. Case feeder drop tube mount adjustment

Move the case insert slide (1) all the way to the left by turning the stepper motor wheel (2). Align the drop tube mount (3) as shown below. Tighten the nut.




### 3. Case feeder drop tube installation

Insert the drop tube end (1) into the drop tube mount (2). Gently tighten two set screws.




#### 4. Increasing the case insert slide travel

To increase the case, insert slide travel, loosen the set screw that is located on the side of the stepper motor wheel.




Remove the top M4 bolt (1) and move the stepper motor wheel arm (2) to the second hole.






## 5. Caliber conversion

Use a crescent wrench to unscrew the rolling disc nut (1).




Screw the two M8 bolts (1) into the rolling disc (2), then use a wrench to start turning them counter-clockwise to unscrew the rolling disc (2).




Install the new rolling disc using two M8 bolts and a wrench. Screw down and tighten the rolling disc nut.

For the rifle conversions, install the case insert slide riser (1) using the provided spacer sleeves and M4 bolts. Raise the drop tube mount (2) as shown. You can use additional nut (3) to fine-tune the final position of the drop tube mount.




## 6. Transport screw replacement

If the gearbox is delivered with a transport screw, the transport screw is to be interchanged with the air vent screw.



## Operating instructions

Before switching the machine on, place about six cases as shown below and fill up the case feeder drop tube.



Now you can switch the case roller on. Turn the variable speed knob clockwise to increase the feeding speed.



## **Maintenance**

Under typical environmental conditions, we recommend oil changes every 20,000 hours.

## **GMB Case Roller L limited warranty**

GMBR sp. z o.o. offers a two-year warranty for the GMB Case Roller L, starting from the date of shipment. This warranty covers defects in material and workmanship. However, there are specific components that have a one-year warranty against defects in material and workmanship from the date of shipment. These components include:

- rolling disc
- DC motor
- worm gear box
- base plate

**GMBR sp. z o.o.**

Komornicka 34A/6

62-070 Dąbrówka, Poland

<https://gunmetalbullets.pl/>

[info@gunmetalbullets.pl](mailto:info@gunmetalbullets.pl)