



GUN METAL BULLETS

GMB Case Roller S / SR

User manual v1.7




Table of Contents

Safety instructions.....	3
Set-up	4
1. Shipping contents.....	4
2. Case feeder drop tube mount adjustment.....	4
3. Case feeder drop tube installation.....	6
4. Increasing the case insert slide travel	7
5. Caliber conversion	9
Operating instructions.....	13
Maintenance	15
GMB Case Roller S limited warranty	15

Safety instructions

1. GMBR sp. z o.o. shall not be liable for any damages, losses, costs or expenses, direct, indirect or incidental, consequential or special, arising out of, or related to the use of or the inability to use the product described herein. Read this manual before using this product. Failure to follow the instructions and safety precautions in this manual can result in serious injury or death.
2. GMBR sp. z o.o. cannot guarantee the complete safety of the user of the GMB Case Roller S. To minimize the user's risk, use common sense when using the machine and follow these basic safety rules at a minimum.
3. If you are interrupted in any manner, stop the machine.
4. Do not remove any safety device(s) from the machine or modify it in any way.
5. Keep your hands and clothing clear of the moving parts of the machine while it is in operation.
6. The machine gets very hot while switched on so be advised not to touch it.
7. If you are unsure about the safe operation of the machine, seek guidance from a qualified professional or the manufacturer.
8. If the machine is damaged or malfunctioning in any way, do not use it and have it repaired by a qualified professional.

Set-up

1. Shipping contents

GMB Case Roller S




Two M6 bolts



Conversion kit which contains the rolling disc and case feeder drop tube assembly is sold separately.


2. Case feeder drop tube mount adjustment

Move the case insert slide (1) to the left by turning the stepper motor wheel (2) until it reaches the far left position. Align the drop tube mount (3) as shown below, then tighten the nut.




3. Case feeder drop tube installation

Insert the drop tube end (1) into the drop tube mount (2), and then gently tighten the two M4 set screws.




4. Increasing the case insert slide travel

To increase the case insert slide travel, loosen the set screw located on the side of the stepper motor wheel.




Remove the top M4 bolt (1), then relocate the stepper motor wheel arm (2) to the second hole.




5. Caliber conversion


Use a crescent wrench to unscrew the rolling disc nut (1).



Screw the two M6 bolts (1) into the rolling disc (2), then use a wrench to start turning them counter-clockwise to unscrew the rolling disc (2).




Unscrew three M5 bolts and remove the C-shaped wall (1). (GMB case roller SR only)



Install the new rolling disc using two M6 bolts and a wrench. Screw down and tighten the rolling disc nut.


Install corresponding C-shaped wall (GMB case roller SR only).

For the .223 Remington conversion, install the case insert slide riser (1) using the provided spacer sleeves and M4 bolts. Raise the drop tube mount (2) as shown. You can use additional washers (3) to fine-tune the final position of the drop tube mount.




Operating instructions

Before switching the machine on, place approximately six cases as shown below and fill the case feeder drop tube.



Now, you can switch on the case roller. Turn the variable speed knob clockwise to increase the feeding speed.



Maintenance

Under typical environmental conditions, we recommend oil changes every 20,000 hours.

GMB Case Roller S limited warranty

GMBR sp. z o.o. offers a two-year warranty for the GMB Case Roller S, starting from the date of shipment. This warranty covers defects in material and workmanship. However, there are specific components that have a one-year warranty against defects in material and workmanship from the date of shipment. These components include:

- rolling disc
- DC motor
- worm gear box
- base plate

GMBR sp. z o.o.

Komornicka 34A/6

62-070 Dąbrówka, Poland

<https://gunmetalbullets.pl/>

info@gunmetalbullets.pl